

Piers Corbyn dismembers latest *Nature* & BBC “CO2 drives climate” claim - “Dishonest, Delusional & Dangerous”

The CO2 warmists have been desperately trying for a decade to “hide the rise!” in observed (proxy) Ocean and Antarctic temperatures which precedes the rise in world CO2 levels at the end of ice ages.

This paper “Global Warming preceded by increasing CO2...” in *Nature* magazine and propagated by the BBC achieves this aim by:

1. **Dishonest** and absurd selection and lumping together of data for different hemispheres which behave differently using the natural delays in the North to **HIDE** the rises in the South which preceded and drove CO2 out of the sea.
2. **Delusional** interpretation of their own concocted data to brazenly argue absurdity.

“The publication of this paper is a monument to the corrupt, secret, unaccountable ‘peer-review’ process which dominates modern science and if *Nature* magazine has a shred of support for evidence-based science they would withdraw it forthwith. The paper is **Dangerous** because it is being used by the CO2 sect and its adherents in governments as a religious tome to justify CO2 tax robbery and the holding back of world development”. Links:

- (1) <http://www.bbc.co.uk/news/science-environment-17611404>,
- (2) <http://www.nature.com/nature/journal/v484/n7392/full/nature10915.html>
- (3) <http://depts.washington.edu/isolab/papers/SteigAlley.pdf>

The facts.

Extensive studies (2002) of The phase relationships between Antarctic and Greenland Climate records (3) show that the two time series have a fundamentally different nature and while Greenland/Arctic LAGS about 1600 years after temperature rises in the Antarctic/Southern ocean mathematical analysis alone cannot be sure which is the driver because of the quasi periodic nature of the data which does not rule out (even if it is less convincing) the Arctic being the driver. However the authors Steig and Alley point out that “**rapid Greenland warmings almost always occur at times when Antarctica is already warming**”.

This is consistent with Antarctic changes being the driver and facts of the structure of the world make that a necessity. The Antarctic temperatures are a measure of the temperature of the surrounding largest water mass in the world - the Southern ocean and the south halves of the Pacific, Indian and Atlantic Oceans. When this warms CO2 is slowly released (and note the oceans hold 50 times more CO2 than the air) with a delay of about 800 years (Pto for slide 7 of <http://www.weatheraction.com/docs/WANews11No5a.pdf>). General Southern and equatorial ocean and land warming continues and the Arctic (Greenland) warms up rapidly **later** in some triggering process (eg perhaps involving Gulf stream shifts). By lumping together the North and South hemispheres (favouring North) the authors (Shakun et al) of the *Nature* piece conceal the physical sequence of events and construct a data set which they claim shows their average world temperature might lag CO2 changes (although their own graphs don't show that).

Their average data set HAS NO PHYSICAL MEANING. It is a trick to ‘hide the rise’ of the Southern Ocean.

The logic of their position is that the whole of the Antarctic and Southern Oceans warm up in response to increases in CO2 which have yet to take place 800 years in the future!

An order of events starting with the N hemisphere makes no sense because there is much less sea there to emit or absorb CO2.

However in any event the Arctic which warms in a very rapid fashion cannot be then said to somehow be driving the Antarctic which has **already** got warmer in a smooth manner. See Fig 4 Steig & Alley above. Note time goes left.

ABSURD!

“The logic of this work in *Nature* is that the Southern Ocean and Antarctic warm up in response to CO2 increases which have yet to take place - 800 years in future!

“What they’ve done is like mixing apples and oranges and leaving them to rot.

The apples rot first giving off a stink and the oranges rot later. You see that most of the fruit – the ‘average’ - rotted after the stink started and conclude: *The stink caused the fruit to rot.*

How unbelievably absurd!”

- Piers Corbyn astrophysicist,
www.WeatherAction.com

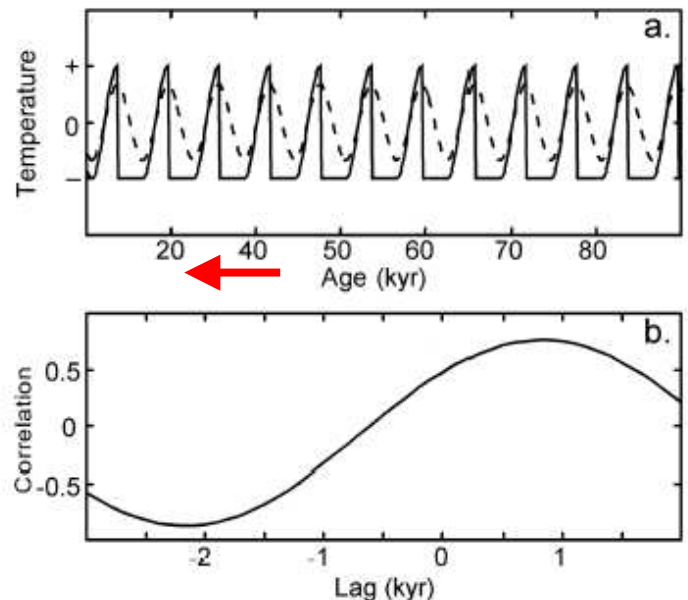


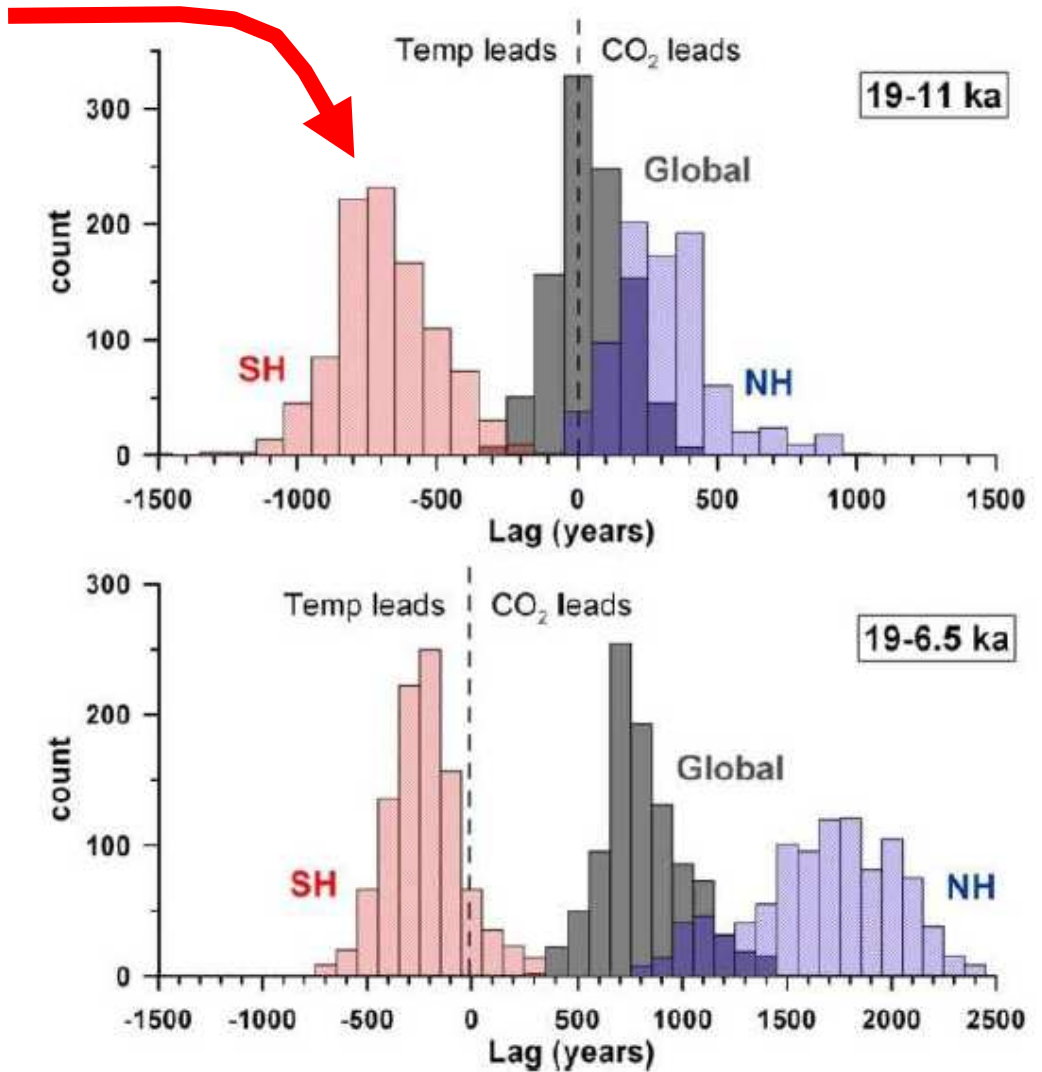
Fig 4. (a) Synthetic Greenland (solid line) and Antarctic (dashed line) $\delta^{18}O$ time series that are exactly in phase during cooling but where warming is abrupt only in Greenland. (b) Lag-correlation of these synthetic time series. A positive lag indicates a lag of Greenland relative to Antarctica.

Under their trick

HOW does the Southern Ocean 'know' to warm up in response to extra CO2 which has not yet appeared?!

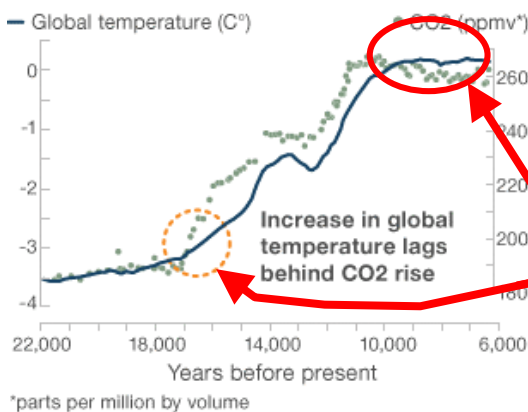
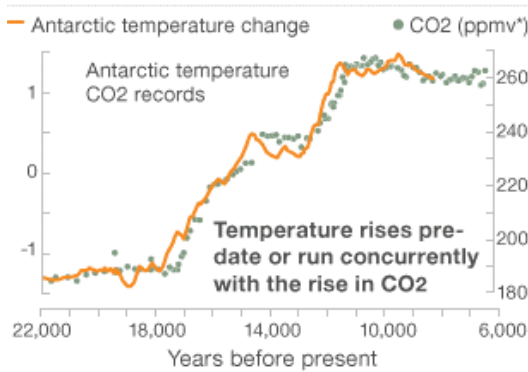
Does the Southern Ocean anticipate the 'average' the CO2 warmists believe it should follow? The idea that a physical object like an Ocean will act to follow the rules set for the value of a mental construct - these Gentlemen's average - is totally absurd.

From Shakun et al *Nature* paper. Figure 4.3: The phasing of CO2 and temperature for the globe (gray) and Northern (blue) and Southern (red) Hemispheres based on lag correlations over 19-11 ka (top) and 19-6.5 ka (bottom). 1000 temperature time series were used for each geographic area derived from Monte Carlo simulations perturbing the proxy records with chronological and proxy temperature error. Note different scales in the plots.



<http://ir.library.oregonstate.edu/xmlui/bitstream/handle/1957/18836/ShakunJeremyD2010.pdf?sequence=1>

Temperature and CO2 as ice age ended



Temps drive CO2 as ice ages end. Fast CO2 changes (like now) are hidden

At the meeting Piers said: "There is just one timescale where CO2 & temperature correlate well, that is on averages of about a hundred years; BUT this shows TEMPERATURES CONTROL CO2 which changes AFTER temperatures have changed"

At the end of the last ice age temperature changes LEAD CO2 by 800yrs
 Similar leads are in Antarctic Termination III 240kyr ago (Caillon et al. Science Mar 03)

CO2 diffuses through ice
 CO2 data points are at best 200yrs apart and show only small variations between points. This is because CO2 is a gas and diffuses into centuries of ice layers. The present CO2 spike will amount to a mere blip in 1,000yrs time.

There is No Evidence that the present CO2 rapid rise is unique.

Inconvenient Truths for GW Orthodoxy!

FACT: Above, CO2 lags temperature in the largest body of water in the world (southern ocean with Antarctica as measure).

LET'S GET REAL "CO2 drives average temps" THEY say BUT even on their concocted data....

HERE for 5000 years CO2 goes down while their temp rises!

HERE temperature and CO2 are rising together.

The Nature piece is well-dressed delusional nonsense.

Game-changing Monthly forecasts On-Line 30 / 45 days ahead <http://bit.ly/utWrvj>
 • UK + Ire • Euromaps • USA maps • World Extremes, Quake (Trials) (RTQ)
 Longer range forecasts up to 12 mths ahead piers@WeatherAction.com +44(0)2079399946