

USA March Heat forecast "Spot-on" by WeatherAction 3 weeks ahead

• "It's not CO2 but solar-lunar effects!" says astrophysicist

The unseasonal heat in central and SE USA in 3rd week of March was accurately predicted 3 weeks ahead (maps below) using revolutionary solar-lunar methods developed by Piers Corbyn, astrophysicist of www.WeatherAction.com. This 'Spot-on' forecast follows directly after WeatherAction's stunningly reliable warning – also issued 29 Feb (below) - of the massive hail, damaging winds and tornado events in the lower mid-west 4 days earlier. Piers said:

- ⇒ "Before the usual silly claims are made let's be clear these events, the USA winter mild spells in parts and the Europe-Asian supercold winter are nothing to do with CO2 or so-called man-made global Warming"
- ⇒ The pressure patterns behind these events, and our recent successful prediction of increased earthquake* risks are a direct consequence of our *predicted* events on the sun and specific *predictable* solar-magnetic-earth connections" (*see <http://www.weatheraction.com/docs/WANews12No16.pdf>)
- ⇒ WeatherAction forecasts are increasingly used by those for whom weather is a serious matter - to save trouble, money and lives.
- ⇒ New subscribers get extra months free if they order by Friday March 24th, see below, Sub link: <http://bit.ly/utWrvj>

USA Key Developments & Extremes Forecast MAR 2012 - MAPS
 Issued 29 Feb from SLAT 7 (SL USA). Web access to forecasts <http://www.weatheraction.com/wamember.asp>

MAR 16-20 Forecast Confidence B = 75%. Timing normally to one day. This page as drawn up 29 Feb

Key Weather Development MAR 16-20

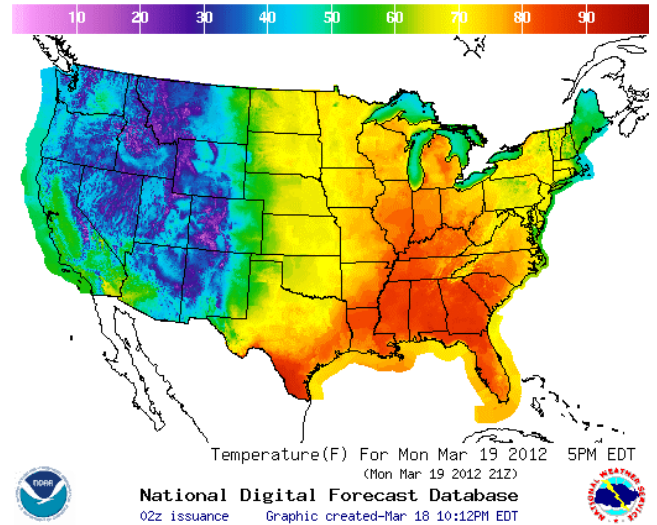
Solar Factors: NSF/Q then R3 19.20".

A less active period than 13-15th. The active thundery (including tornado developments) low in NE passes away and fills giving generally quieter weather which gets more active later (19.20"). High pressure stays largely over Florida.

The West coast has higher pressure and a low band in West and central parts gives cooler conditions in South West parts.

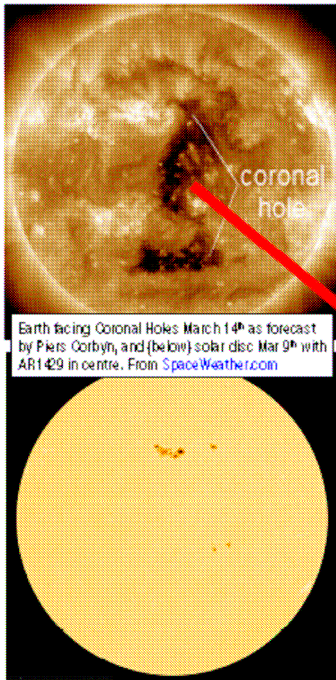
East Gulf states are very warm/hot.

www.weatheraction.com TM © & WeatherAction & Piers Corbyn accept no liability for any loss whatsoever arising from use of forecast information. Application of forecasts is entirely at the user's risk. This forecast may not be used in production of other forecasts without agreement.



Special USA forecasts offer - Subscribe NOW! - 7 1/2 months (to Oct) for the price of 6m. - 15 1/2 months (to Jun 2013) for price of 12m : <http://bit.ly/utWrvj>

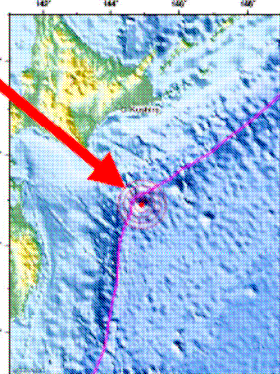
Earthquakes, Volcanism, massive hail, tornadic winds and sudden extremes "off the script of standard meteorology" confirm Piers' "Amazing forecast for 13-15th March"



11-12	R2	High	High	11-14 th QV Extra Major Earthquake & Major Volcano Earthfacing holes - active regions likely near centre solar disc Quasi on 144-4530z Pacific ring - North Hemisphere probably preferred.
13-15	R4	V High	V High	

Earthquakes M6.9 and M6.1 in Japan ON THE DAY of an Earth-facing Coronal holes with a volcano* eruption in the period confirmed WeatherAction Forecast issued 2 weeks ahead for quakes and volcanism in the Northern hemisphere Pacific ring in this period.

*Japan Volcano Video: <http://dimitrovelists.com/index.php?id=9289>
http://earthquake.usgs.gov/earthquakecenter/news/Quakes/quakes_bq.php



USA Key Developments & Extremes Forecast MAR 2012 - MAPS
 Issued 29 Feb from SLAT 7 (SL USA). Web access to forecasts <http://www.weatheraction.com/wamember.asp>

MAR 13-15 Forecast Confidence A = 95%. Timing normally to one day.

Key Weather Development MAR 13-15

Solar Factors: NSF/Q then R3 19.20".

A less active period than 13-15th. The active thundery (including tornado developments) low in NE passes away and fills giving generally quieter weather which gets more active later (19.20"). High pressure stays largely over Florida.

The West coast has higher pressure and a low band in West and central parts gives cooler conditions in South West parts.

East Gulf states are very warm/hot.

www.weatheraction.com TM © & WeatherAction & Piers Corbyn accept no liability for any loss whatsoever arising from use of forecast information. Application of forecasts is entirely at the user's risk. This forecast may not be used in production of other forecasts without agreement.

